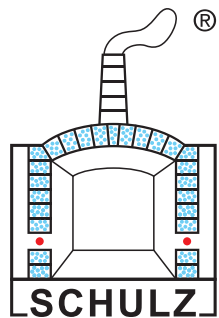


# Furnace construction

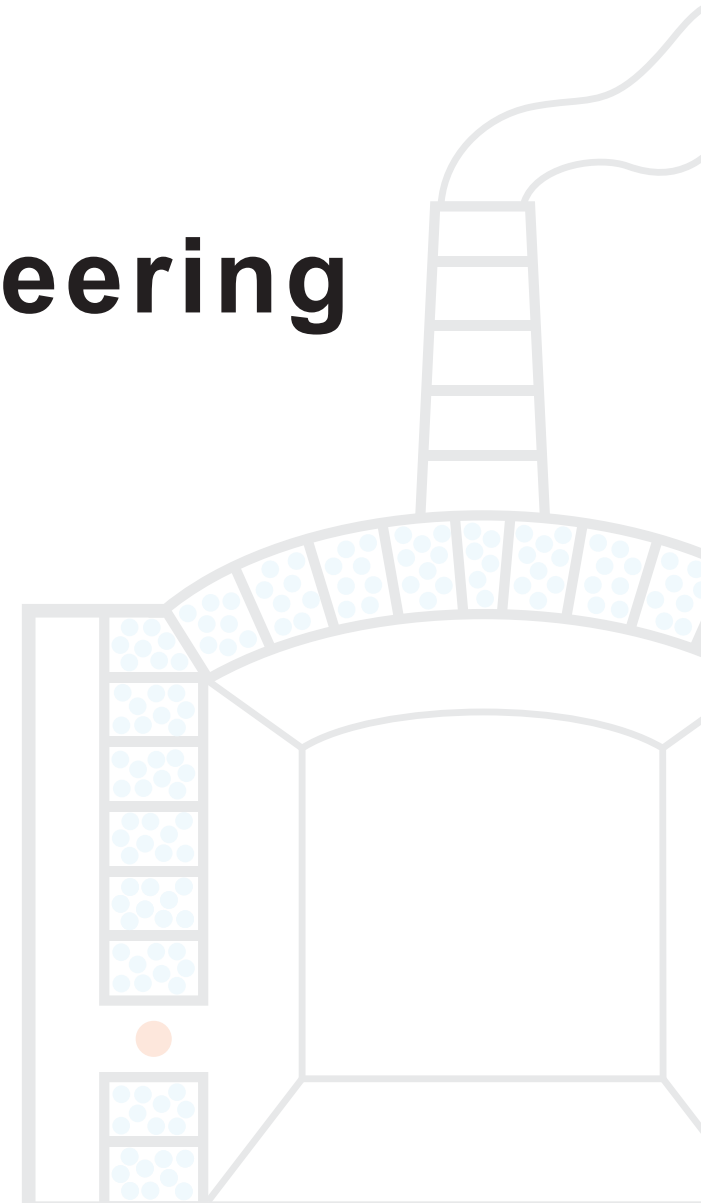
# Chimney construction

# Special structural engineering



**GÜNTER SCHULZ**  
GmbH & Co. KG

Feuerungsbau • Schornsteinbau  
Spezialhochbau • Verschleißschutz  
[www.feuerungsbau.com](http://www.feuerungsbau.com)



- 1 > Furnace inspection
- 2 > Work on industrial chimneys



## Our know-how for demand-oriented use

### Services

- Consulting
- Engineering
- Quality assurance
- Material selection and delivery
- Assembly planning
- Turn-key assembly
- Construction site / supervision
- Quality control
- Maintenance / servicing
- Documentation

### Industries

- Ceramic industry / raw material processing industry
- Power plant technology / energy generation
- Iron / steel / aluminium industry
- Carbon industry / carbons / graphites
- Glass industry
- Special applications

### Field of activity

- delivery anywhere in the world, service, and assembly

Things that appear extraordinary to others is a matter of course for us: We deal with extreme conditions, such as high temperatures, dizzying heights, and particularly challenging construction sites. With more than three decades of experience in industrial furnace construction, Günter Schulz GmbH & Co. KG can cover virtually the entire industrial range. Our work mainly focuses on the raw material processing and ceramic industries. We offer our customers all services from a single source, from consulting, engineering, and material selection to ready-to-use installation, maintenance, and documentation. Choose modules or service packages from our extensive range of products to match your requirements.

We support our customers throughout the service lives of their plants in addition to project planning and handling of initial equipment. We also keep their existing plants close to the state of the art. Our knowledge from construction of new plants is incorporated into operation of old plants in the process, as are further developments in materials and assembly technologies.

We pay special attention to occupational safety and compliance with all health and environmental protection guidelines in our work. For example, Günter Schulz GmbH & Co. KG is certified to DIN EN ISO 9001 and SCC\*\*.

We strive to implement our customers' wishes in a contemporary, customised, and economical manner, even beyond the borders of Europe.



- 1 > Design of bogie hearth furnace
- 2 > New lining of rotary kiln
- 3 > Planning and conversion of tunnel furnace system



## Ceramic / raw material processing industry

### Rotary kilns and cyclones

- Delivery and disassembly / assembly of refractory linings
- Repairs or overhaul of accident damage
- Shutdown planning and remediation concepts
- Prefabrication of plant parts
- Technical advice

### Shaft furnaces


- Delivery and disassembly / assembly of refractory linings
- Repairs or overhaul of accident damage
- Shutdown planning and remediation concepts
- Prefabrication of refractory plant parts, incl. steel construction

### Hot gas lines

- Design, manufacture, and delivery of piping components incl. 3D design
- Repairs or overhaul of accident damage
- Shutdown planning and remediation concepts

Plants with refractory lining are operated particularly in the ceramic and raw material processing industries. The specific requirements of such complex plants demand comprehensive know-how. Our employees have extensive practical experience and are familiar with the latest standards and developments in addition to well-founded training. This way, we ensure many years of trouble-free operation of our customers' plants in combination with reliable and professional order processing. In addition to the technical execution, we in particular ensure compliance with deadlines as a decisive factor. The dedicated efforts of our employees frequently shorten production deadlines to approve plants for production earlier than expected. This is of invaluable advantage for our customers.

Refractory linings are of enormous importance since they directly impact your product, process productivity, and total cost of ownership.



- 1 › Natural gas cogeneration unit
- 2 › Refractory lining of biomass combustion
- 3 › Conversion of gas turbine facility in a power plant



## Power plant technology / energy generation

### Boiler and combustion chamber systems

- New construction / disassembly / refractory conversion
- Repair or restoration of accident damage
- Shutdown planning and remediation concepts
- Prefabrication of plant parts

### Thermal afterburners / hot gas lines

- Planning / new construction / disassembly/ refractory conversion
- Repair or restoration of accident damage
- Shutdown planning and remediation concepts
- Prefabrication of refractory plant parts incl. steel construction


### Industrial chimneys

- Concept, design, and new construction of steel and monolithic chimneys
- Repair of chimneys of solid or steel construction, indoors and outdoors
- Repair or restoration of accident damage
- Shutdown planning and remediation concepts

There are also countless areas in the power plant sector that we cover in furnace and chimney construction. Our experts advise and support global customers in these business areas and develop economic concepts for extending runtimes.

Günter Schulz GmbH & Co. KG is your partner for refractory equipment of boiler and combustion chamber plants, thermal afterburners, hot gas pipes, or industrial chimneys in the power plant sector.

There have always been innovative leaps that have significantly increased the efficiency of the plants in the history of furnace and chimney construction. We have also actively accompanied these developments and promoted them with innovative ideas and techniques.



- 1 › Rotary blast furnace
- 2 › High-temperature furnace in the steel industry
- 3 › Engineering for a project in furnace construction





## Iron / steel / aluminium / hardening industries

### Furnace systems / cyclones / hot gas lines

- Planning / new construction / disassembly / refractory conversion
- Repair or restoration of accident damage
- Shutdown planning and remediation concepts

### Chutes / screw conveyors

- Planning / new construction / disassembly / refractory conversion
- Repair or restoration of accident damage
- Shutdown planning and remediation concepts


### Industrial chimneys

- Concept, design, and new construction of steel and monolithic chimneys
- Repair of solid or steel construction chimneys, indoors and outdoors
- Repair or restoration of accident damage
- Shutdown planning and remediation concepts

The entire metallurgy sector is working to avoid plant downtimes. As a result, operators depend on high-quality furnace and chimney construction in their plant parts to avoid unplanned repairs and resulting production downtimes.

Günter Schulz GmbH & Co. KG is your competent partner for furnace and chimney construction in furnace systems, cyclones, hot-gas lines, or belt transfers as well as many up- and downstream processes.

We offer professional service, for furnace systems and pipes as well as for industrial chimneys in hardening shops, foundries, or steel mills!



- 1 > Conversion of deep-chamber ring furnace
- 2 > Cross-graphitising plant, inductive heating
- 3 > Raw material feed in the coal industry



## Carbon industry / carbons / graphites

### Deep-chamber ring furnaces incl. cover / bogie hearth furnaces / thermal afterburners / hot gas lines

- Planning / new construction / disassembly / refractory conversion
- Repair or restoration of accident damage
- Shutdown planning and remediation concepts
- Prefabrication of plant parts
- Technical advice

### Inductive longitudinal graphitising systems / cross graphitising equipment

- Planning / new construction / disassembly / refractory conversion
- Repair or restoration of accident damage
- Shutdown planning and remediation concepts
- Prefabrication of refractory plant parts incl. steel construction

### Chimneys

- Concept, design, and new construction of steel and monolithic chimneys
- Repair of chimneys of solid or steel construction, indoors and outdoors
- Repair or restoration of accident damage
- Shutdown planning and remediation concepts

The carbon and graphite industries are innovative and revitalising existing technologies. High-temperature systems in small format for research purposes and complex extensions for large-scale production are the main applications.

The application is refractory and stable systems designed by precise planning and years of experience for the manufacture of high-quality products.

We offer full services for your project. Our flexible, experienced team will be at your disposal with its know-how in furnace and steel construction. We are your specialist in this area, from the design to engineering, implementation, and subsequent refurbishment or demolition if necessary.



- 1 > New construction of pot furnace for glass granule production
- 2 > Application process in the glass industry
- 3 > Glass tank



## Glass industry

### Glass troughs / feeder / hot gas services

- New construction / disassembly / refractory conversion
- Repair or restoration of accident damage
- Shutdown planning and remediation concepts
- Prefabrication of plant parts
- Technical advice

### Melting furnaces / pot furnaces

- New construction / disassembly / refractory conversion
- Repair or restoration of accident damage
- Shutdown planning and remediation concepts
- Prefabrication of refractory plant parts incl. steel construction


### Chimneys

- Concept, design, and new construction of steel and monolithic chimneys
- Repair of chimneys of solid or steel construction, indoors and outdoors
- Repair or restoration of accident damage
- Shutdown planning and remediation concepts


Glass as a material has found its way into industrial production via craftsmanship and manufacture. As a sustainable and valuable raw material, glass is an all-round talent used in a vast variety of industries as a material and (secondary) raw material.

Glass manufacturing processes are among the most energy-intensive industries of all. These include, among other things, production of container or flat glass, utility and special glass or refinement and further processing. A large variety of chemicals are used under difficult conditions in countless plants in the high-temperature range. We have adapted to these requirements and always act in compliance with all energy and climate policy regulations as a specialist in refractory and chimney construction - from the skilled worker on site to the project manager.

More than three decades of experience in this special field enable us to implement projects together with you, optimise processes, and efficiently set up/convert or disassemble your plants. We will gladly advise you on your project in detail.



- 1 › Drone flight for chimney monitoring
- 2 › Vaulted masonry for special buildings
- 3 › Glued brick facade (3 mm joint thickness)
- 4 › Crematorium furnace



## Special applications

### Prototypes / test facilities

- Planning / new construction / disassembly / refractory conversion
- Prefabrication of plant parts
- Engineering for all industrial sectors
- 3D design and planning
- Technical advice

### Field of activity

- delivery anywhere in the world, service, and assembly

### Additional service



- Drone operation for condition monitoring, maintenance and inspection work, project planning, construction projects / progress checks, image films (provision of video material)

### Online shop

- [www.schuba-shop.com](http://www.schuba-shop.com)

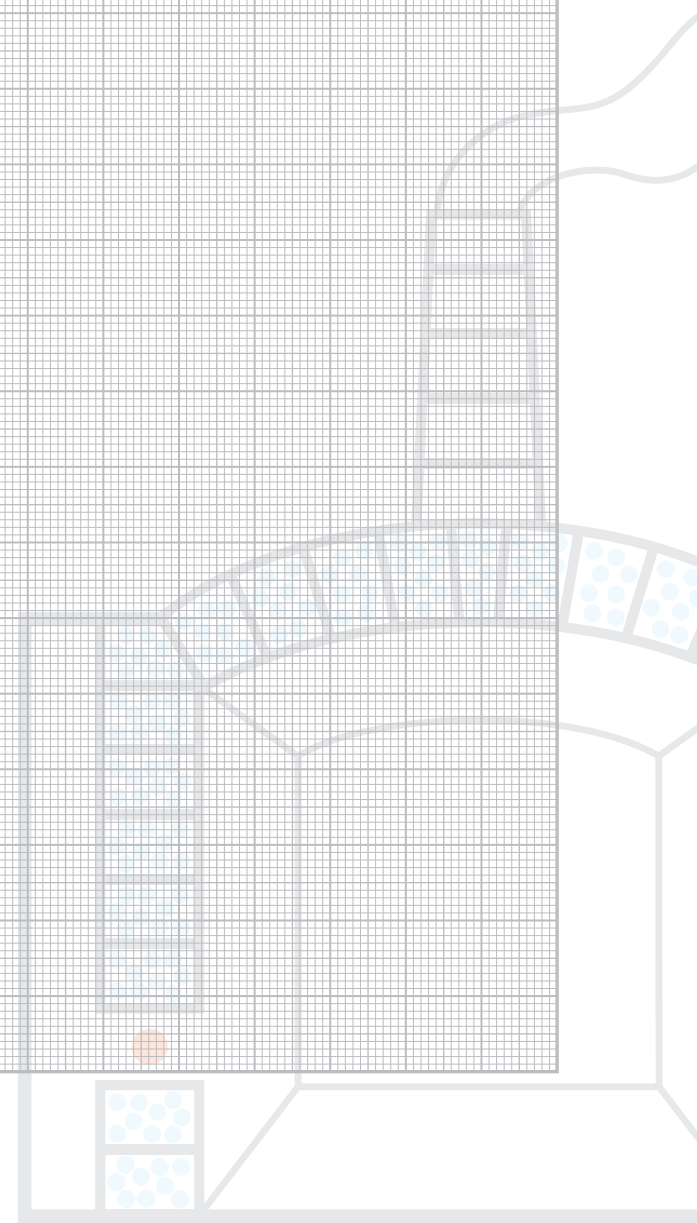
Günter Schulz GmbH & Co. KG will always be actively at your side for applications with special and custom-built structures as well. We often set up prototypes and individual units to be transferred to serial production after a successful test phase. They include, among other things: high-temperature applications with combinations of refractory and wear-resistant materials. We always keep economic efficiency and service life reliability in view.

There are many areas of use and application, for example research institutes, mobile plants, crematoria or foundries.

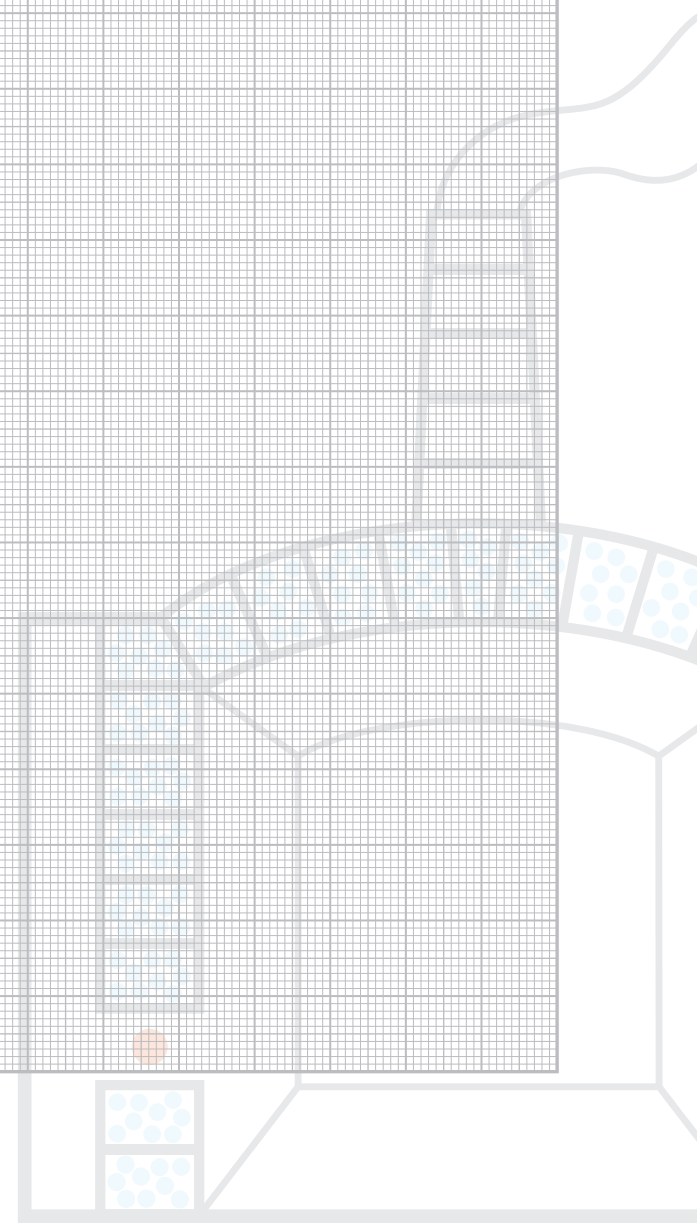












## Imprint

### Günter Schulz GmbH & Co. KG

Lohweg 4 A  
D - 06632 Balgstädt

Phone: +49 (3 44 64) 6 63 - 0  
Fax: +49 (3 44 64) 6 63 - 29

E-mail: [info@feuerungsbau.com](mailto:info@feuerungsbau.com)  
Web: [www.feuerungsbau.com](http://www.feuerungsbau.com)

### Sales Office West

Reutherstraße 3  
D - 53773 Hennef

Mobile: +49 (1 73) 96 800 87  
Fax: +49 (3 44 64) 6 63 - 29

E-Mail: [vbw@feuerungsbau.com](mailto:vbw@feuerungsbau.com)

